

# 5th Grade

## Narrative Writing


## Enrichment Choice Board, Instructions, & Rubrics


**Narrative Writing Extension**

<b>W.5.3</b> Write narratives to develop real or imagined experiences or events using effective technique, descriptive details, and clear event sequences.	Find a narrative mentor text that you absolutely love. Create a lesson plan that teaches students all about narratives, using that text as the mentor. Think about all narrative components in your lesson plans.	Find a narrative mentor text that has really good descriptions. Use this mentor text to write a lesson plan on how to use descriptive details, using the text as a mentor for your classmates.	Create a chart paper that includes ALL of the most important elements of narrative writing. Practice presenting your chart to your classmates before you present it.
<b>W.5.3.A</b> Orient the reader by establishing a situation and introducing a narrator and/or characters; organize an event sequence that unfolds naturally.	Think of a narrative piece you have written and/or want to write. Now, write three different strong introductions for that narrative. Choose the one that you think sets up the reader for the rest of your story and explain why it is the best.	Find a narrative mentor text that has a really good introduction. Use this mentor text to write a lesson plan on how to write strong narrative introductions, using the text as a mentor for your classmates.	Create a chart paper that teaches students all about the term, "narrator." Include what a narrator is, how you can use them in your writing, examples of narrators in books, and books that use narrators.
<b>W.5.3.B</b> Use narrative techniques, such as dialogue, description, and pacing, to develop experiences and events or show the responses of characters to situations.	Write a narrative piece where your writing focus is on descriptive details and dialogue. Think about all the ways you can describe the characters, setting, conflict, etc., and how you can use dialogue to help do this.	Find a narrative mentor text that has really good dialogue. Use this mentor text to write a lesson plan on how to include good dialogue, using the text as a mentor for your classmates.	Create a chart paper that teaches your classmates about pacing. Create a lesson plan to go along with your chart paper so we can use your chart and lesson to teach the class about pacing.

**Narrative Writing Extension Work Grading Rubric** Quarter: \_\_\_\_\_

Quality of Work Produced	Time Efficiency	Mastery of Concepts	Final Paper and/or Presentation
All extension work was of 6 <sup>th</sup> grade (or higher) quality. Includes all necessary details, rules, conventions, and organization.	I used my time efficiently, even taking work home if I needed to.	I showed advanced mastery of the narrative writing concepts shown in my extension projects.	I submitted a final paper that had 12 point font, multiple paragraph double spaced, and was thorough in my explanation of my extension projects.
Extension work was of 5 <sup>th</sup> grade quality.	I used my time efficiently to get my projects done.	I showed mastery of the narrative writing skills in my extension projects.	I submitted a final paper that was 12 point font, multiple paragraphs, double spaced and thorough in my explanation of my extension projects.
Extension work was of 4 <sup>th</sup> grade quality.	I used most of my time efficiently.	I showed mastery of most of the narrative writing concepts in my extension projects.	I submitted a final paper that was 12 point font, multiple paragraphs, double spaced and was somewhat thorough in my explanation of my extension projects.
Extension work was of 3 <sup>rd</sup> grade quality.	I did not show mastery of many of the narrative writing concepts in my extension projects.	I didn't not follow formatting guidelines for my paper and/or I wasn't thorough in my explanation of my extension projects.	I was not thorough in my explanation of my extension projects.

 ©Martina Cahill-The Hungry Teacher



Name: \_\_\_\_\_

Quarter: \_\_\_\_\_

*Narrative Writing  
Extension Work  
Fifth Grade*

Congratulations! You are able to move onto extension work to extend your learning with Narrative Writing.

For extension, you must commit to completing three different projects before the quarter ends.

Each project needs to be neat, organized, and aesthetically pleasing (that means it must look nice).

I will then grade them, based on the rubric attached to the back of this packet, and return them to you.

I can't wait to see what you create and learn in this process!

# *Narrative Writing Extension*

<p><b>W.5.3</b> Write narratives to develop real or imagined experiences or events using effective technique, descriptive details, and clear event sequences.</p>	<p>Find a narrative mentor text that you absolutely love. Create a lesson plan that teaches students all about narratives, using that text as the mentor. Think about all narrative components in your lesson plans.</p>	<p>Find a narrative mentor text that has really good descriptions. Use this mentor text to write a lesson plan on how to use descriptive details, using the text as a mentor for your classmates.</p>	<p>Create a chart paper that includes ALL of the most important elements of narrative writing. Practice presenting your chart to your classmates before you present it.</p>
<p><b>W.5.3.A</b> Orient the reader by establishing a situation and introducing a narrator and/or characters; organize an event sequence that unfolds naturally.</p>	<p>Think of a narrative piece you have written and/or want to write. Now, write three different strong introductions for that narrative. Choose the one that you think sets up the reader for the rest of your story and explain why it is the best.</p>	<p>Find a narrative mentor text that has a really good introduction. Use this mentor text to write a lesson plan on how to write strong narrative introductions, using the text as a mentor for your classmates.</p>	<p>Create a chart paper that teaches students all about the term, "narrator." Include what a narrator is, how you can use them in your writing, examples of narrators in books, and books that use narrators.</p>
<p><b>W.5.3.B</b> Use narrative techniques, such as dialogue, description, and pacing, to develop experiences and events or show the responses of characters to situations.</p>	<p>Write a narrative piece where your writing focus is on descriptive details and dialogue. Think about all the ways you can describe the characters, setting, conflict, etc., and how you can use dialogue to help do this.</p>	<p>Find a narrative mentor text that has really good dialogue. Use this mentor text to write a lesson plan on how to include good dialogue, using the text as a mentor for your classmates.</p>	<p>Create a chart paper that teaches your classmates about pacing. Create a lesson plan to go along with your chart paper so we can use your chart and lesson to teach the class about pacing.</p>

# Narrative Writing Extension

<p><b>W.5.3.C</b> Use a variety of transitional words, phrases, and clauses to manage the sequence of events.</p>	<p>Write a narrative piece where your writing focus is on transitional words. See how many transition words you can include in your story without making it boring. Remember: transition words should move your story along through time.</p>	<p>Find a narrative mentor text that has good transition words, phrases, and/or clauses. Use this mentor text to write a lesson plan on how to write narratives with good transitions. Use the text as a mentor for your classmates.</p>	<p>Create a chart paper with 30-50 different transitional words, clauses, and/or phrases that could be used in narrative writing.</p>
<p><b>W.5.3.D</b> Use concrete words and phrases and sensory details to convey experiences and events precisely.</p> <p><b>Concrete refers to words that stimulate some kind of sensory response in the reader: as we read the words, we can imaginatively use our senses to experience what the words represent.</b></p>	<p>Write a narrative piece where your writing focus is on concrete words and phrases.</p> <p>See how many sensory details you can use to convey the experience and events precisely. Go back and highlight all your sensory details.</p>	<p>Find a narrative mentor text that has great sensory details. Use this mentor text to write a lesson plan on how to write with good sensory details, using the text as a mentor for your classmates.</p>	<p>Create a PowerPoint with ten different nouns (person, place, or thing) with multiple concrete words that really make the reader use their senses to experience what the words represent. Include an introduction slide that explains what concrete words are.</p>
<p><b>W.5.3.E</b> Provide a conclusion that follows from the narrated experiences or events.</p>	<p>Think of a narrative piece you have written and/or want to write. Now, write three different strong conclusions for that narrative. Choose the one that you think follows your events best and explain why it is the best.</p>	<p>Find a narrative mentor text that has a really good conclusion. Use this mentor text to write a lesson plan on how to write strong conclusions, using the text as a mentor for your classmates.</p>	<p>Find five different narrative stories that have great conclusions. These could be picture books, novels, your classmate's writing, or even your own writing. Compile these conclusions into a PowerPoint with an explanation of what makes each one so good.</p>

Name: \_\_\_\_\_



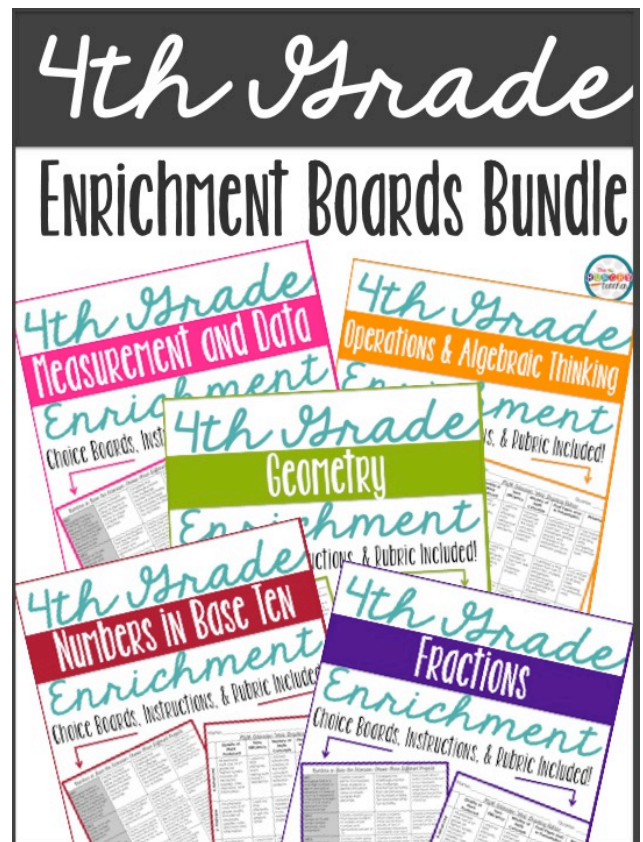

Quarter: \_\_\_\_\_

## Narrative Writing Extension Work Grading Rubric

	<b>Quality of Work Produced</b>	<b>Time Efficiency</b>	<b>Mastery of Concepts</b>	<b>Final Paper and/or Presentation</b>	<b>Behavior</b>
<b>4-Advanced</b>	All extension work was of 6 <sup>th</sup> grade (or higher) quality. Includes all necessary supplies, rules, directions, and information.	I used my time efficiently, even taking work home if I needed to.	I showed advanced mastery of the narrative writing concepts shown in my extension projects.	I submitted a final paper that had 12 point font, multiple paragraph double spaced, and was thorough in my explanation of my extension projects.	I was mature and on task at all time while completing my extension work.
<b>3- Proficient</b>	All extension work was of 5 <sup>th</sup> grade quality. Includes all necessary supplies, rules, directions and information.	I used my time efficiently to get my projects done.	I showed mastery of the narrative writing skills in my extension projects.	I submitted a final paper that was 12 point font, multiple paragraphs, double spaced and thorough in my explanation of my extension projects.	I was mature and on task at all times while completing my extension work.
<b>2-Partially Proficient</b>	All extension work was of 4 <sup>th</sup> / 5 <sup>th</sup> grade quality. Includes most of the necessary supplies, rules, directions, and information.	I used most of my time efficiently to complete my extension projects.	I showed mastery of most of the narrative writing concepts in my extension projects.	I submitted a final paper that was 12 point font, multiple paragraphs, double spaced and was somewhat thorough in my explanation of my extension projects.	I was on task and mature most of the time while I was working on my extension projects.
<b>1- Unsatisfactory</b>	Most of my extension work was of 4 <sup>th</sup> grade or lower quality. I am missing many of the necessary supplies.	I did not use my time efficiently to complete my extension projects.	I did not show mastery of many of the narrative writing concepts in my extension projects.	I didn't not follow formatting guidelines for my paper and/or I wasn't thorough in my explanation of my extension projects.	I wasn't on task while I was working on extension projects.

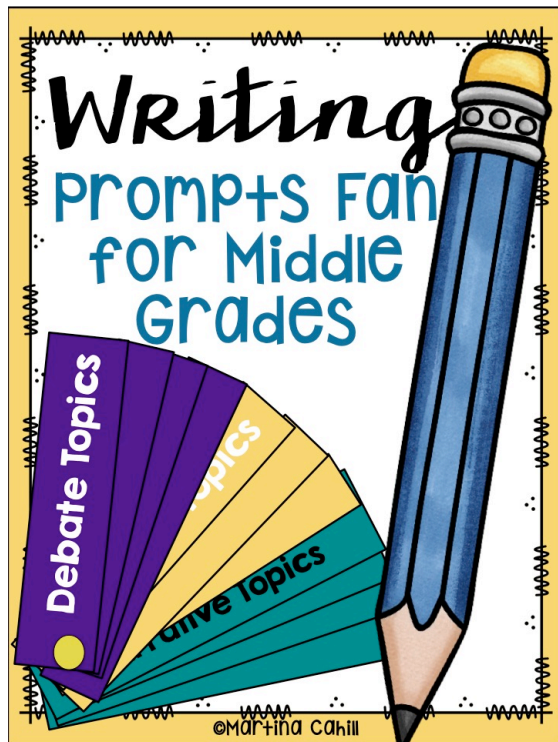


Check out my other enrichment resources





Check out my other writing resources




# Writing Prompts Fan

## Bundle




Check out my 5<sup>th</sup> grade reading resources:

**CCSS Literature Reading Unit**




25 Lesson Plans and Interactive Notebook Activities  
4<sup>th</sup>, 5<sup>th</sup>, and 6<sup>th</sup> CCSS

**HOLES**  
An Upper Elementary Reading Unit




that digs deeper

**Harry Potter and the Sorcerer's Stone**  
An Upper Elementary Reading Unit



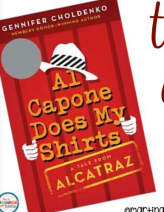
that digs deeper

**The Giver**  
An Upper Elementary Reading Unit




that digs deeper

**Al Capone Does My Shirts**  
An Upper Elementary Reading Unit




that digs deeper

**Freak the Mighty**  
An Upper Elementary Reading Unit




that digs deeper

**The Watsons Go to Birmingham-1963**  
An Upper Elementary Reading Unit




that digs deeper

**Ungifted**  
An Upper Elementary Reading Unit




that digs deeper

**Number the Stars**  
An Upper Elementary Reading Unit




that digs deeper

**Prisoner B-3087**  
An Upper Elementary Reading Unit




that digs deeper

**Titanic**  
Voices From the Disaster  
An Upper Elementary Reading Unit



that digs deeper

**Love That Dog**  
An Upper Elementary Reading Unit



that digs deeper

Teach with novels all year long!



Check out my other 6<sup>th</sup> grade reading resources:

**Freak the Mighty**  
By: Rodman Philbrick  
*A Sixth Grade Reading Unit*  
**Unit 2 of 11**  
Dig deeper into ALL of the CCSS Reading & Writing Standards with engaging novels & lessons  
©martina cahill

**Al Capone DOES MY shirts**  
By: Jennifer Choldenko  
*A Sixth Grade Reading Unit*  
**Unit 3 of 11**  
Dig deeper into ALL of the CCSS Reading & Writing Standards with engaging novels & lessons  
©martina cahill

**The Maze Runner**  
By: James Dashner  
*A Sixth Grade Reading Unit*  
**Unit 4 of 11**  
Dig deeper into ALL of the CCSS Reading & Writing Standards with engaging novels & lessons  
©martina cahill

**The Crossover**  
By: Kwame Alexander  
*A Sixth Grade Reading Unit*  
**Unit 5 of 11**  
Dig deeper into ALL of the CCSS Reading & Writing Standards with engaging novels & lessons  
©martina cahill

**A Long Walk To Water**  
By: Linda Sue Park  
*A Sixth Grade Reading Unit*  
**Unit 7 of 11**  
Dig deeper into ALL of the CCSS Reading & Writing Standards with engaging novels & lessons  
©martina cahill

**Harry Potter and the Sorcerer's Stone**  
By: J.K. Rowling  
*A Sixth Grade Reading Unit*  
**Unit 9 of 11**  
Dig deeper into ALL of the CCSS Reading & Writing Standards with engaging novels & lessons  
©martina cahill

**Fever 1793**  
By: Laurie Halse Anderson  
*A Sixth Grade Reading Unit*  
**Unit 10 of 11**  
Dig deeper into ALL of the CCSS Reading & Writing Standards with engaging novels & lessons  
©martina cahill

**Ungifted**  
By: Gordon Korman  
*A Sixth Grade Reading Unit*  
**Unit 11 of 11**  
Dig deeper into ALL of the CCSS Reading & Writing Standards with engaging novels & lessons  
©martina cahill

**CCSS Literature Reading Unit**  
25 Lesson Plans and Interactive Notebook Activities  
4<sup>th</sup>, 5<sup>th</sup>, and 6<sup>th</sup> CCSS

Teach with novels all year long!





# Clipart and fonts by:



Thank you for purchasing my product!

Check out my store @

<https://www.teacherspayteachers.com/Store/Martina-Cahill-The-Hungry-Teacher>

For teaching ideas, freebies, and other fun stuff  
check out my blog, facebook page, and instagram.



<http://mrscahillsclass.blogspot.com>

instagram: @thehungryteacher5th

<https://www.facebook.com/mrscahillsclass5th>

@martina cahill

mrscahillsclass.blogspot.com